

**2009-2010 Board of Directors**

Dan Voss, President  
 Brian Strellner, Vice-President  
 Bill Boies  
 Jack Barnes  
 Wayne Reinhardt  
 Brenda Schanbacher  
 Pat Stepanek

**District Administration**

Gary Zittergruen  
*Superintendent*

Doug Embray  
*Asst Superintendent & Business Manager*

Jamie Bieschke  
*High School Principal*

Kal Goodchild  
*AD and Transportation Director*

Liz Strepke  
*Norway Principal*

Jo Prusha,  
*MS Principal*

Ryan Junge  
*Van Horne & Keystone Principal*

Jason West,  
*Atkins Principal*

**Schools**

Atkins Elementary  
 Benton Community High School  
 Benton Community Middle School  
 Keystone Elementary  
 Norway Elementary  
 Van Horne Elementary



319-228-8701  
 www.benton.k12.ia.us  
 400 1st Street  
 Van Horne, Iowa 52346



**Benton  
 Community  
 School District**



*Quality  
 Education for  
 a lifetime of  
 learning*

**Annual Report to the  
 Community**

2009-10



**Quick Facts: 09-10**

<u>Student Enrollment</u>	<u>09-10</u>
Atkins Elementary	292
Benton HS	556
Benton MS	207
Keystone Elementary	142
Norway Elementary	363
Van Horne Elementary	134
<b>TOTAL</b>	<b>1699</b>

Special Education Students: 210 (12%)  
 Attendance Rate K-12: 95.33%  
 Graduation Rate: 98.6 (2007 data)  
 Average Class Size K-6: 19.1  
 Student/Computer Ratio: 2.4/1



Free/Reduced Lunch: 23%  
 Average Number of Lunches Served: 1,143  
 Total Number of Lunches Served: 228,596  
 Average Number of Breakfast Served Daily: 186  
 Total Number of Breakfast Served: 27,220  
 Average Number Students Transported Daily: 1,100  
 Average Daily Miles Driven: 1,731



**Staff Development**

Benton Community will obtain and retain quality staff.

Quality teachers have a direct correlation with how well student learn. Every teacher must be licensed to teach in the state of Iowa and have an endorsement in the teaching assignment area as appropriate.

Focus area for K-12 will be the Iowa Core Curriculum and curriculum alignment. Elementary staff will be focusing on guided reading and math alignment and our Secondary staff will be working on Learning Supports.

**School District Personnel**

Administrators: 9  
 Teachers: 118  
 Classified Staff: 126  
 (includes teacher associates, secretarial, transportation, maintenance and food service staff)  
 Total: 236

Teachers with advanced degrees: 59  
 Teaching Experience over 10 years: 69  
 Teachers who are mentors: 23  
 Teachers hired during 09-10 : 5  
 Average Teacher Salary: \$46,458  
 Beginning Teacher Salary: \$34,150



## Programs

Benton Community programs will provide educational and extra curricular opportunities tailored to meet the needs of our students. Developing life-long learners is one of our core values.

Our PSEO program proved challenging course work where students receive college credit upon successful completion of the course. PSEO courses offered at Benton Community span the academic areas of: Arts & Sciences, Business & Technology, Engineering, English, World Language, Health and Auto Technology.



## Points of Pride

- \*Benton Scholarship Foundation Awarded \$59,840.40 to the graduates of the Benton Community Class of 2010.
- \*9 Students graduated with 4.0 GPA's or higher
- \*State Competitors in Girls Cross Country, Wrestling, Girls & Boys Track
- \*Division I rating for Concert Choir and Show Choir
- \*10 Division I Ratings Large Group State Speech
- \*10 Division I Ratings for Individual State Speech
- \*Marching Band 2010 "McDonald's Thanksgiving Day Parade" participant
- \*National Scholastic Press Association 6th place for "Best of Show"
- \*Area 10 leader in on-site PSEO options for students
- \*Steve Allman, 2010 Iowa Industrial Technology Teacher of the Year
- \*2 National Merit Scholarship Commended Scholars
- \*National FFA Three Star Chapter Award
- \*7 Iowa & 2 American FFA Degree Recipients
- \*Marty Thomae nominated for Cross Country National Coach of the Year



## Resources

**District Financial Data**  
**2009-10 School Year**  
**District Cost Per Pupil for 2009-10: \$5,359.92**

**TAX SUMMARY:**  
**General Fund Levy Rate FY 2011: 5.4%**  
**Management Fund Levy Rate for FY 2011: 0.6500**  
**Board Approved PPEL Levy Rate for FY 2011: 0.33000**  
**Voter Approved PPEL Levy Rate for FY 2011: 0.20222**  
**Total Property Tax Rate FY 2011: 12.72435**  
**Income Surtax Rate FY 2011: 7%**  
**Instructional Support: 4%**  
**Voted PPEL Levy: 3%**

## Learning Environments

Benton Community will upgrade, maintain and expand facilities to support the district mission and to provide a safe environment for students, faculty and community. Improvements made across the District include the following:

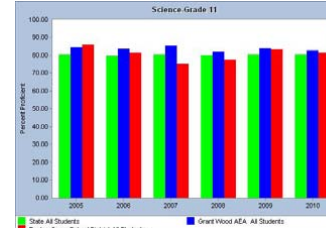
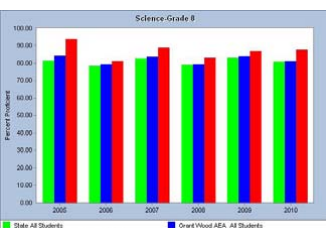
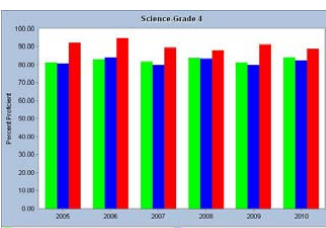
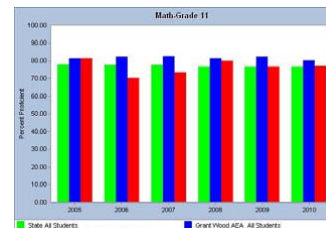
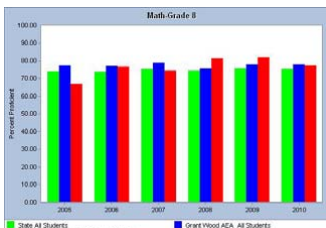
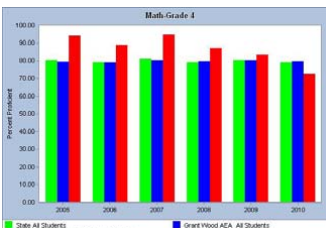
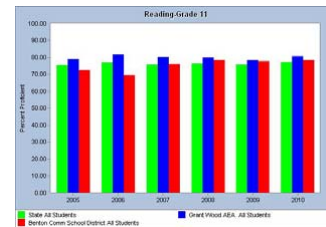
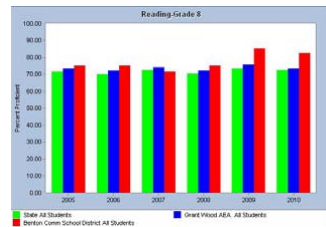
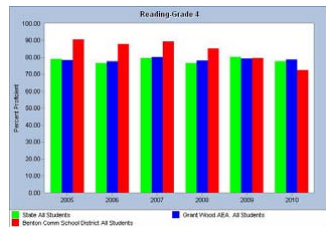
\*Atkins Upgrades — Building of early childhood wing, east side addition including a media center and offices as well as remodel of existing building

\*MS/HS — Upgrading of new technology and electrical upgrades.

\*Keystone Upgrades Approval of 4 additional classrooms as well as remodel of bathrooms.

\*Norway Upgrades — Windows replaced and air-conditioned the rooms.

## Student Achievement



2005—2010  
 Iowa Testing Data-  
 Grades 4, 8 &  
 11 Reading, Math &  
 Science Data

Green Bars = All students in the State

Blue Bars = All students in AEA 10

Red Bars = All Students in Benton Community School District

Over 93% of our graduating students intend to attend a post secondary institution, work, or attend the military.

Our drop-out rate for grades 7-12 for 07-08 is 0%.

2009 graduates ACT Composite	
Local: 22.5	State: 22.4
<b>ACT English</b>	<b>ACT Reading</b>
Local: 22.5	Local: 22.7
State: 21.8	State: 22.6
<b>ACT Math:</b>	<b>ACT Science:</b>
Local: 22.0	Local: 22.2
State: 21.8	State: 22.3
5 year average	
Local: 22.5	
State: 22.2	

