

2010-2011 Board of Directors

Dan Voss, President
Brian Strellner, Vice-President
Bill Boies
Jack Barnes
Wayne Reinhardt
Brenda Schanbacher
Pat Stepanek

District Administration

Gary Zittergruen
Superintendent
Doug Embray
Asst Superintendent & Business Manager

Jamie Bieschke
High School Principal

Kal Goodchild
AD and Transportation Director

Liz Strepke
Norway Principal

Jo Prusha,
MS Principal

Ryan Junge
Van Horne & Keystone Principal

Jason West,
Atkins Principal

Schools

Atkins Elementary
Benton Community High School
Benton Community Middle School
Keystone Elementary
Norway Elementary
Van Horne Elementary



319-228-8701
www.benton.k12.ia.us
400 1st Street
Van Horne, Iowa 52346



Benton Community School District



*Quality
Education for
a lifetime of
learning*

Annual Report to the
Community

2010-11



Quick Facts: 10-11

<u>Student Enrollment</u>	<u>10-11</u>
Atkins Elementary	225
Benton HS	546
Benton MS	208
Keystone Elementary	139
Norway Elementary	331
Van Horne Elementary	93
TOTAL	1542

Special Education Students: 187 (12%)
Attendance Rate K-12: 95.10%
Graduation Rate: 97.37% (2009 data)
Average Class Size K-6: 19.1
Student/Computer Ratio: 3.25/1



Free/Reduced Lunch: 24%
Average Number of Lunches Served: 1,109
Total Number of Lunches Served: 211,538
Average Number of Breakfast Served Daily: 132
Total Number of Breakfast Served: 27,205
Average Number Students Transported Daily: 1,100
Average Daily Miles Driven: 1,731



Staff Development

Benton Community will obtain and retain quality staff.

Quality teachers have a direct correlation with how well student learn. Every teacher must be licensed to teach in the state of Iowa and have an endorsement in the teaching assignment area as appropriate.

Focus area for K-12 will be the Iowa Core and curriculum alignment. Elementary staff will be focusing on guided reading and math alignment and our Secondary staff will be working on collaborative learning teams and characteristics of effective instruction.

School District Personnel

Administrators: 8

Teachers: 118

Classified Staff: 93

(includes teacher associates, secretarial, transportation, maintenance and food service staff)

Total: 219

Teachers with advanced degrees: 65

Educational Experience over 10 years: 72

Teachers who are mentors: 27

Teachers hired during 10-11: 11

Average Teacher Salary: \$47,423.84

Beginning Teacher Salary: \$34,150



Programs

Benton Community programs will provide educational and extra curricular opportunities tailored to meet the needs of our students. Developing life-long learners is one of our core values.

Our PSEO program proved challenging course work where students receive college credit upon successful completion of the course. PSEO courses offered at Benton Community span the academic areas of : Arts & Sciences, Business & Technology, Engineering, English, World Language, Health and Auto Technology.



Points of Pride

- *4 years of Division I ratings in Marching band
- *Marching Band represented Iowa in the 2010 Thanksgiving Day parade in Chicago, Illinois
- *Marching Band was awarded the Pepsi Refresh Grant of 25,000 in 2011
- *Jazz Ensemble 2 year Division I ratings
- *2010-11 Girls State Basketball Qualifier
- *Celebration Company won Varsity Show Choir Grand Champs, Best Choreography, Best Vocal @ Pella Invitational
- *Celebration Company placed 1st in 3A in three show choir competitions
- *8 Superior Ratings @ State Solo Ensemble Contest
- *Tommy Zittergruen received Outstanding Soloist at three out of four competition show choir competitions.
- *Keystone Elementary & Keystone Care Center won the Award of Organizational Caregiving.
- *18 students selected for All-State Speech
- *16 Division 1 ratings for State Speech
- *Norway Student Council sponsored a Mini Relay for Life and raised \$780.00 for the cause.
- *Keystone Elementary awarded a Microsoft grant and purchased 24 laptops with the funds.
- *Benton Scholarship Foundation awarded \$29,500 in scholarships to graduating seniors.
- *Students and staff helped in cleanup efforts for the City of Vinton.
- *Marisa Bieschke won "Draw a Cover for Music K-8 Magazine" Most Humorous category.
- *Sold out performance of Wizard of OZ for three shows.
- *Finalists at the Iowa FIRST FTC Robotics Championships
- *Thespians hosen to present a studio theatre presentation at this year's Thespian Festival
- *Steve Allman awarded the International Technology & Engineering Education Association's State of Iowa "Teacher of Excellence Award".
- *Hailey Mills selected to 5th and 6th Grade Iowa Opus Honor Choir

Resources

District Financial Data
2011-12 School Year
District Cost Per Pupil for 2009-10: \$5,948.00

TAX SUMMARY:

General Fund Levy Rate FY 2012: 11.76726 per \$1000.00
Management Fund Levy Rate for FY 2012: 0.60419
Board Approved PPEL Levy Rate for FY 2012: 0.33000
Total Property Tax Rate FY 2012: 12.72435
STATE Average Property Tax Rate FY 2012: 15.0259
Income Surtax Rate FY 2012: 7%

Learning Environments

Benton Community will upgrade, maintain and expand facilities to support the district mission and to provide a safe environment for students, faculty and community.

Improvements made across the District include the following:

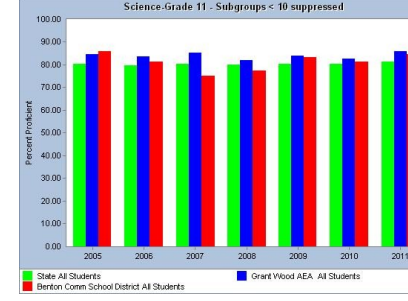
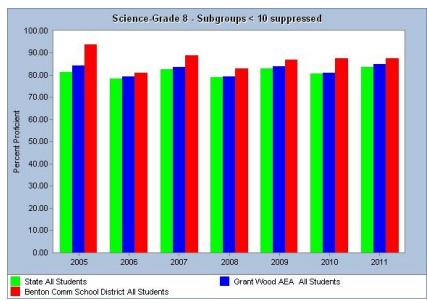
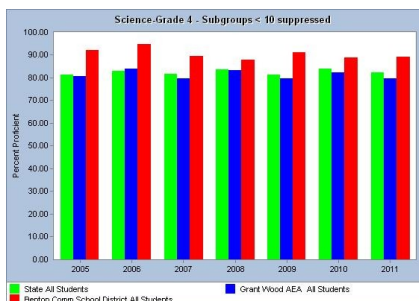
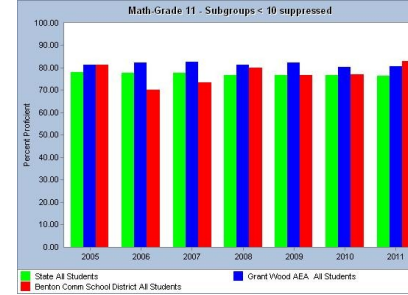
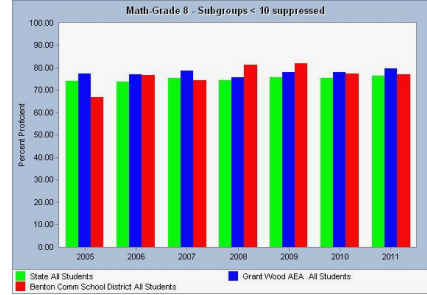
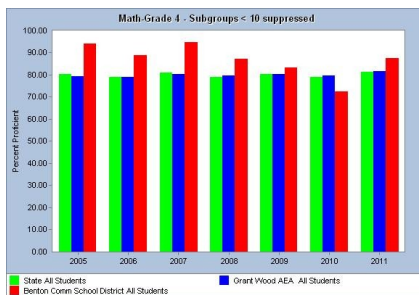
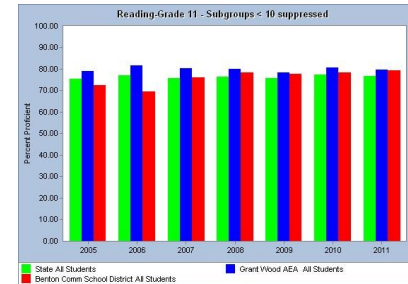
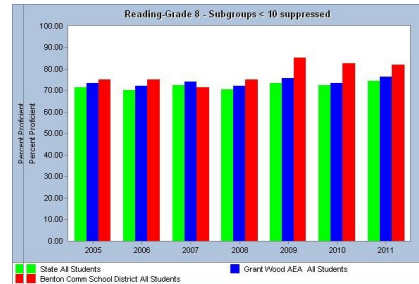
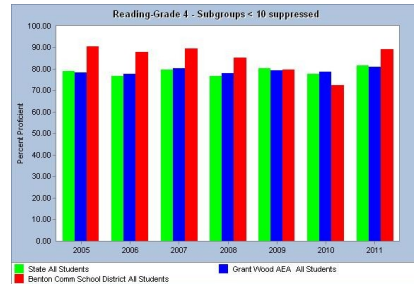
*Atkins Upgrades — Completion of early childhood wing, east side addition including a media center and offices as well as remodel of existing building

*Van Horne Upgrades — Completion multi-purpose room, painting, carpet and window replacement.

*Norway Upgrades — Completion of bathroom and entry renovation, painting and window replacement.



Student Achievement



2005—2010
Iowa Testing Data-
Grades 4, 8 &
11 Reading, Math &
Science Data

Green Bars = All
students in the State

Blue Bars = All
students in AEA10

Red Bars = All
Students in Benton
Community School
District

Over 95% of our graduating
students from the class of 2010
intend to attend a post secondary
institution, apprenticeship
program work or attend the
military.

2010 graduates ACT Composite	
Local: 21.8	State: 22.3
ACT English	ACT Reading
Local: 21.6	Local: 22.3
State: 21.7	State: 22.6
ACT Math:	ACT Science:
Local: 21.0	Local: 21.7
State: 21.9	State: 22.4
5 year average	
Local: 22.46	State: 22.32

